



## INSTRUCTION MANUAL FOR PARTICIPATING IN VIDEO MEETINGS VIA WHEREBY

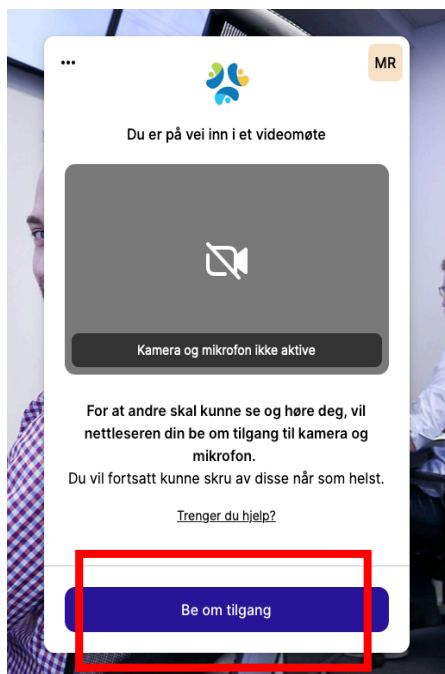
### ABOUT THE SERVICE

Video conversations take place directly from your browser. The browser is the window on your PC where you usually read newspapers and other things on the web.

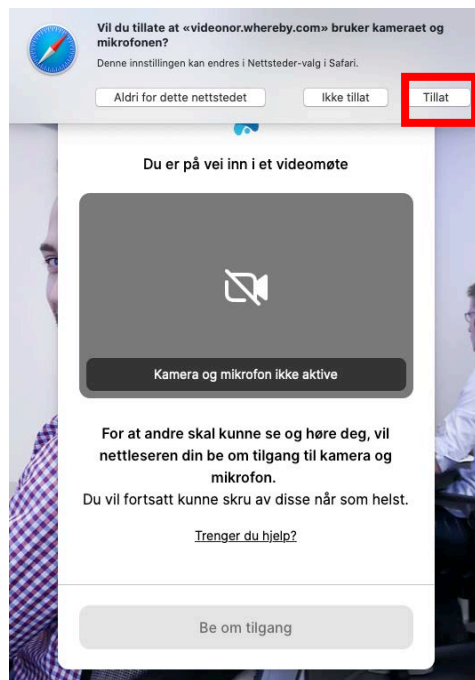
We recommend installing Google Chrome , or Safari  if you have a Mac or iPhone. (the Internet Explorer browser will not work, but Microsoft Edge and Firefox usually do)

### HOW TO USE THE SERVICE

1. You have received a hyperlink for the video meeting. Click on the link you received.
2. Request access to start the camera and microphone.



3. Allowed the browser to open the camera and microphone.

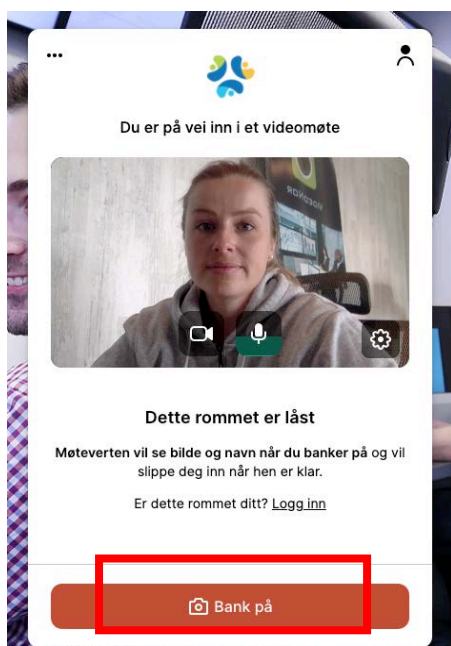


After allowing the use of audio and camera, you will be asked to test both.

4. Enter your First Name and click "Fortsett" (continue).



5. 'Knock on the door' to enter the meeting.



6. When the health care provider is ready, he or she will open the meeting.

7. A separate menu gives you access to control the camera and sound during the meeting:

